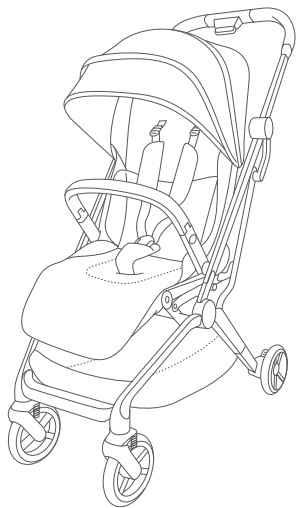












RECARO

LEXA ELITE



DE EN IT NL PL FR ES PT HU RO EL BR DA NO SV FI LT LV HR CS SK ET AR UK HE TR TH ID SL MS RU SR BG

	Vorbereitung Preparing Preparazione Vorbereiding	10		Einstellen der Beinauflage Adjusting the leg support Regolazione del supporto gamba Instellen van benensteun	18
	Kompaktes Falten Compact fold Chiusura compatta Compact vouwen	13		Benutzung der Bremse Using the brake Utilizzo del freno Gebruik van de rem	18
	Verwendung des Gurtsystems Using the harness system Utilizzo del sistema di cinture Gebruik van het gordelsysteem	14		Feststellen der Vorderräder Using the swivel locks Fissare le ruote anteriori Vastzetten van de voorwielen	19
	Verwendung des XXL Sonnendachs Using the XXL sun canopy Utilizzo della copertura parasole XXL Gebruik van het XXL zonnedak	16		Entfernen der Räder Removing the wheels Rimozione delle ruote Verwijderen van de wielen	19
	Einstellen der Rückenlehne Adjusting the backrest Regolazione dello schienale Instellen van de rugleuning	17		Abnehmen der Bezüge Removing the fabrics Rimozione dei rivestimenti Verwijderen van de bekleding	20

	<p>Przygotowanie Préparatifs Preparación Preparação</p>	10		<p>Regulacja podstawki pod stopy Réglage du repose-jambes Ajustar el soporte para piernas Ajuste do apoio das pernas</p>	18
	<p>Składanie kompaktowe Pliage compact Plegado compacto Sistema de dobragem compacto</p>	13		<p>Korzystanie z hamulców Utilisation du frein Cómo usar el freno Utilização do travão</p>	18
	<p>Stosowanie systemu pasów Utilisation du système de sangle Cómo usar el sistema de cinturón Utilização do sistema de retenção</p>	14		<p>Blokowanie kółek przednich Blocage des roues avant Bloquear las ruedas delanteras Bloqueio das rodas dianteiras</p>	19
	<p>Stosowanie daszka przeciwsłonecznego XXL Utilisation du Canopy XXL Cómo usar la capota XXL Utilização da capota XXL</p>	16		<p>Zdejmowanie kółek Retrait des roues Desmontar las ruedas Remoção das rodas</p>	19
	<p>Regulacja oparcia Réglage du dossier Ajustar el respaldo Ajuste do encosto</p>	17		<p>Zdejmowanie tapicerki Retrait des housses Extraer las fundas Remoção dos revestimentos</p>	20



Eilőkészítés Pregătirea Προετοιμασία Подготовка	10	A lábartó beállítása Reglarea suportului pentru picioare Ρύθμιση του υποπόδιου Регулиране на опората за краката	18
-----------------------------------------------------------------	----	---------------------------------------------------------------------------------------------------------------------------------	----



Kompakt hajtogatás Plierea compactă Συμπαγές κλείσιμο Компактно сгъване	13	A fék használata Utilizarea frânei Χρήση του φρένου Използване на спирачката	18
-----------------------------------------------------------------------------------------	----	----------------------------------------------------------------------------------------------	----



Az övrendszer használata Utilizarea sistemului de centuri Χρήση του συστήματος ζώνης ασφαλείας Използване на системата с ремъци	14	Az első kerekek rögzítése Fixarea roților frontale Ασφάλιση των μπροστινών τροχών Фиксиране на предните колела	19
-------------------------------------------------------------------------------------------------------------------------------------------------	----	--------------------------------------------------------------------------------------------------------------------------------	----



Az XXL napvédő tető használata Utilizarea parasolarului XXL Χρήση της αντηλιακής κουκούλας XXL Използване на XXL навес	16	A kerekek eltávolítása Îndepărtarea roților Αφαίρεση των τροχών Сваляне на колелата	19
----------------------------------------------------------------------------------------------------------------------------------------	----	-----------------------------------------------------------------------------------------------------	----



A háttámla beállítása Reglarea spătarului Ρύθμιση της πλάτης Регулиране на облегалката	17	A huzatok eltávolítása Îndepărtarea huselor Αφαίρεση των επενδύσεων Сваляне на капаците	20
--------------------------------------------------------------------------------------------------------	----	---------------------------------------------------------------------------------------------------------	----

DA
NO
SV
FI

INDHOLD
INNHOLD
INNEHÅLL
SISÄLTÖ



Forberedelse
Forberedelse
Förberedelse
Valmistelu

10



Indstilling af fodstøtten
Justering av beinstøtten
Ställa in benstödet
Jalkatuen säätö

18



Kompakt foldning
Kompakt sammenlegging
Kompakt vikning
Kokoontaittaminen

13



Brug af bremsen
Bruk av bremsen
Använda bromsen
Jarrun käyttö

18



Anvendelse af selesystemet
Bruk av beltesystemet
Använda bältesanordningen
Hihnajärjestelmän käyttö

14



Fastlåsning af forhjulene
Festing av forhjulene
Låsa framhjulen
Etupyörien lukitus

19



Anvendelse af XXL solkalechen
Bruk av XXL-soltaket
Använda XXL soltaket
XXL-aurinkosuojan käyttö

16



Fjernelse af hjulene
Fjerning av hjulene
Ta bort hjulen
Pyörien irrottaminen

19



Indstilling af ryglænet
Justering av rygglønet
Ställa in ryggstödet
Selkänojan säätö

17



Aftagning af betrækkene
Fjerning av trekkene
Ta av klädslna
Verhoussten irrottaminen

20

	Paruošimas Sagatavošanās Priprava Příprava	10		Koju atramos nustatymas Kāju balsta regulēšana Namještanje naslona za noge Nastavení podnožky	18
	Kompaktiška klostē Kompakta salocišana Kompaktno sklapanje Kompaktní složení	13		Stabdžio naudojimas Bremžu lietošana Korištenje kočnice Používání brzd	18
	Diržų sistemos naudojimas Drošības jostu sistēmas lietošana Primjena sigurnosnog pojasa Použití systémů popruhů	14		Priekinių ratų užfiksavimas Priekšējo riteņu nobloķēšana Fiksiranje prednjih kotača Aretace předních kol	19
	XXL dydžio stogelio nuo saulės naudojimas XXL saulesarga lietošana Primjena XXL sjenila Použití stříšky proti slunci XXL	16		Ratų nuėmimas Riteņu noņemšana Skidanje kotača Sejmutí kol	19
	Nugaros atlošo nustatymas Atzveltnes regulēšana Namještanje lednog naslona Nastavení zádové opěrky	17		Apvalkalų nuėmimas Pārvalku noņemšana Skidanje navlaka Sejmutí potahů	20

SK
ET

OBSAH
SISUKORD

المحتوى **AR**

UK

3МІСТ



Příprava
Ettevalmistus

10

Підготовка

التجهيز



Nastavenie opierky nôh
Jalatoe seadistamine

18

Налаштування підкладки під ноги

ضبط مسند الساقين



Kompaktné zloženie
Kompaktselt kokkupanek

13

Компактне складання

الطي المنح



Používání brzdy
Piduri kasutamine

18

Використання гальма

استخدام المكابح



Používání systému popruhov
Rihmasüsteemi kasutamine

14

Використання системи ременів

استخدام نظام الحزام



Zabrzdění předních koliesok
Esirataste fikseerimine

19

Фіксація передніх коліс

تثبيت العجلات الامامية



Používání sluneční stříšky XXL
XXL-päikesevarikatuse kasutamine

16

Використання козирка від сонця XXL

استخدام غطاء الشمس الكبير



Demontáž koliesok
Rataste eemaldamine

19

Знімання коліс

إزالة العجلات



Nastavenie opierky chrbta
Seljatoe seadistamine

17

Налаштування спинки

ضبط مسند الظهر



Stiahnutie potahov
Katete eemaldamine

20

Знімання чохлаів

فك الأغطية

	Hazırlık การจัดเตรียม Persiapan	הכנה	10		התאמת משענת הרגליים Ayaklığın ayarlanması การปรับเบาะวางพักขา Menyetel penutup penopang kaki	18
	Kompakt katlama การพับเก็บ Pelipatan ringkas	קיפול קומפקטי	13		שימוש במעצורים Fren kullanımı การใช้งานเบรก Menggunakan rem	18
	Kemer sisteminin kullanımı ระบบสายรัดนิรภัย Menggunakan sistem harness	שימוש במערכת הריסון	14		נעילת הגלגלים הקדמיים Ön tekerlerin sabitleşmesi การใช้งานระบบล็อกล้อ Mengunci roda depan	19
	XXL güneşliğin kullanımı การใช้งานม้านั่งแดดขนาด XXL Menggunakan kanopi XXL	שימוש בגגון השמש XXL	16		Tekerlerin çıkartılması การถอดล้อ Melepaskan roda	19
	Sirtlığın ayarlanması การปรับเบาะรองหลัง Menyetel sandaran punggung	התאמת משענת הגב	17		Kılıfların çıkartılması การนำฝ่าหม้อเบาะออก Melepaskan penutup	20



Priprava
Persediaan
Подготовка
Priprema

10



Nastavitev naslona za noge
Laraskan penyandar kaki
Регулировка опоры для ног
Podešavanje naslona za noge

18



Kompaktno zlaganje
Lipat padat
Компактное складывание
Kompaktno sklapanje

13



Uporaba zavore
Gunakan brek
Использование тормоза
Primena kočnice

18



Uporaba sistema pasov
Penggunaan sistem tali pinggang
Использование системы ремней
Upotreba remenskog sklopa

14



Fiksiranje sprednjih koles
Mengesan roda depan
Блокировка передних колес
Fiksiranje prednjih točkova

19



Uporaba XXL sončne strehe
Penggunaan bumbung matahari XXL
Использование полога XXL
Upotreba XXL štitnika za sunce

16



Odstranjevanje koles
Mengeluarkan roda
Снятие колес
Skidanje točkova

19



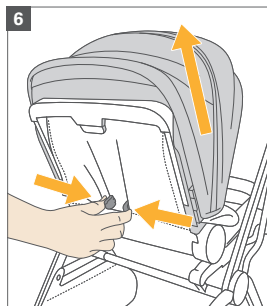
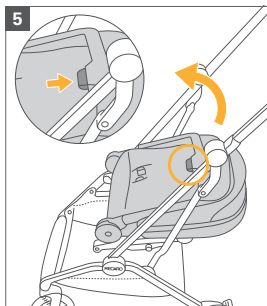
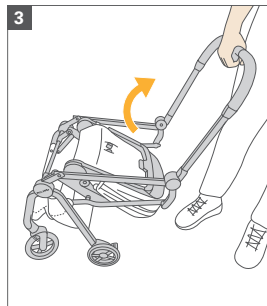
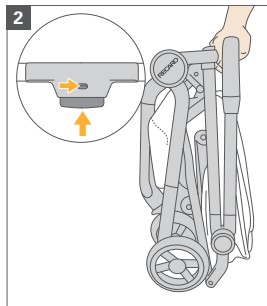
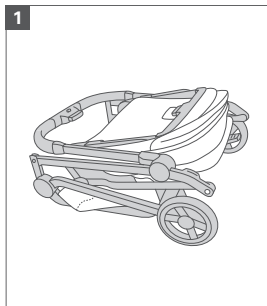
Nastavitev naslonjala
Laraskan penyandar kerusi
Регулировка спинки
Podešavanje leđnog naslona

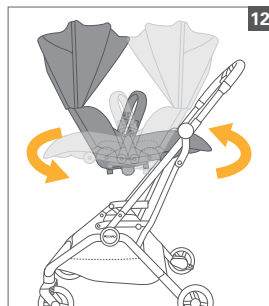
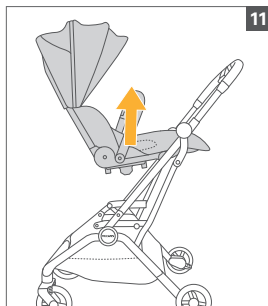
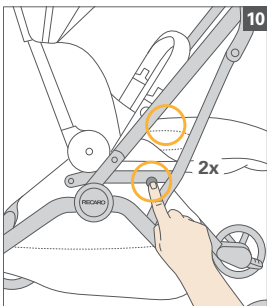
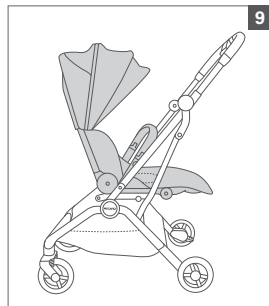
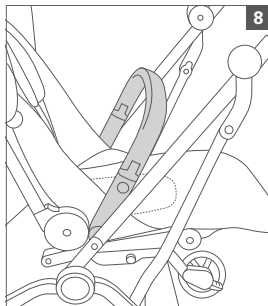
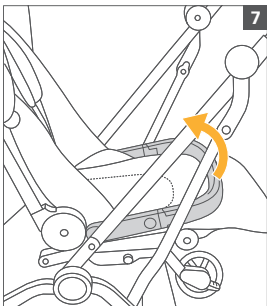
17

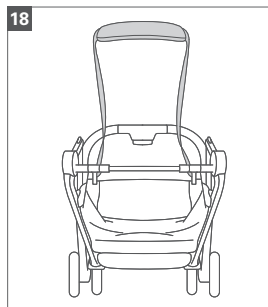
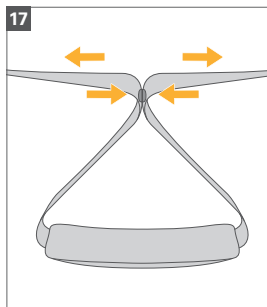
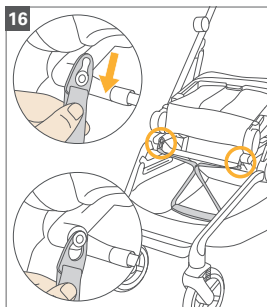
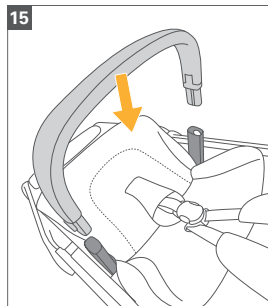
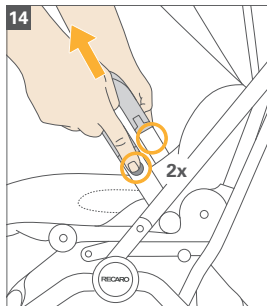
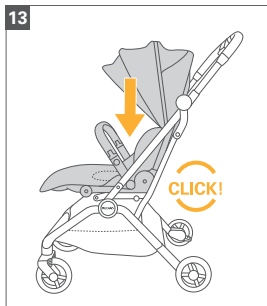


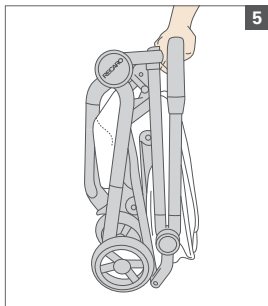
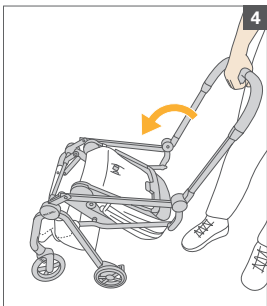
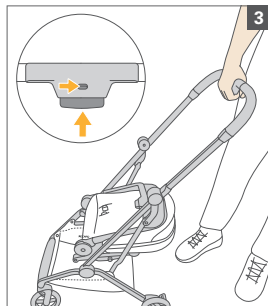
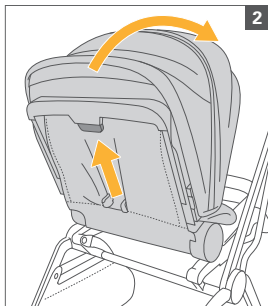
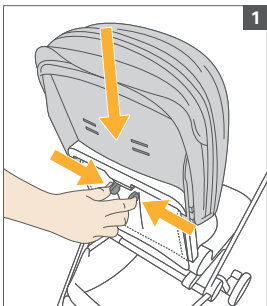
Snemanje prevlek
Mengeluarkan penutup
Снятие чехлов
Skidanje presvlaka

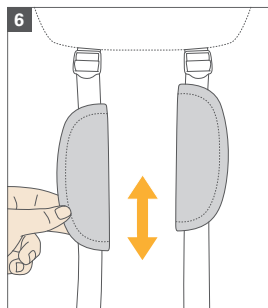
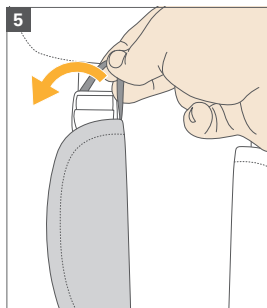
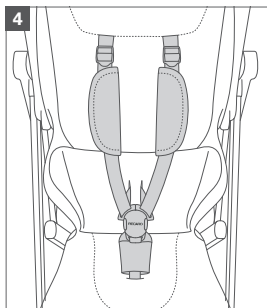
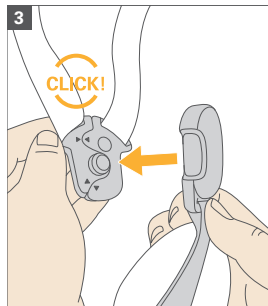
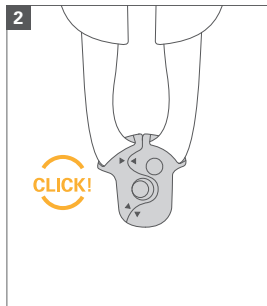
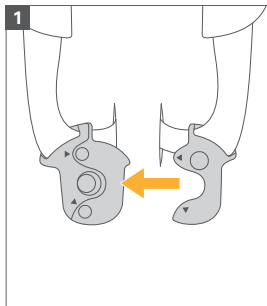
20

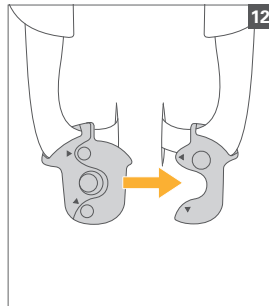
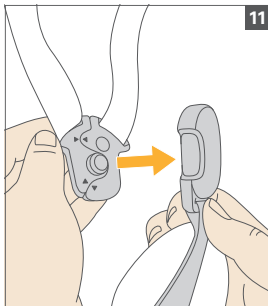
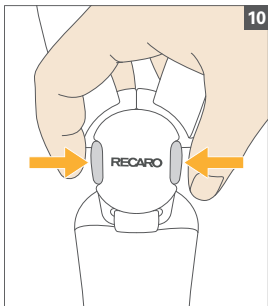
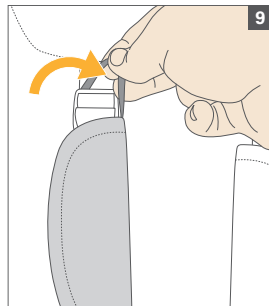
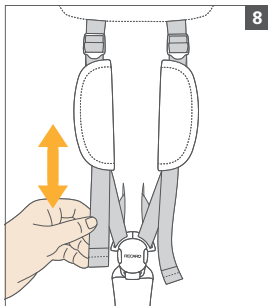
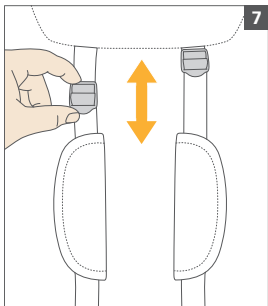


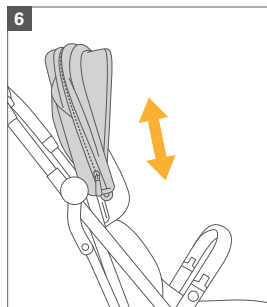
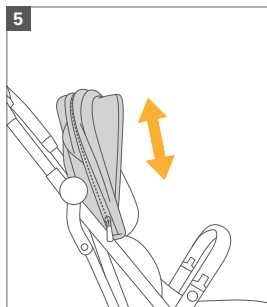
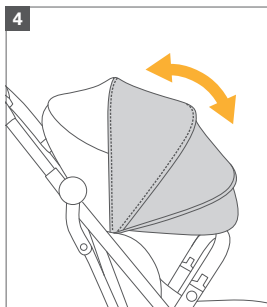
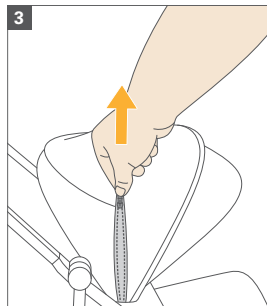
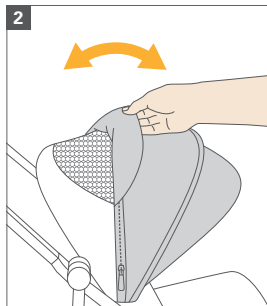
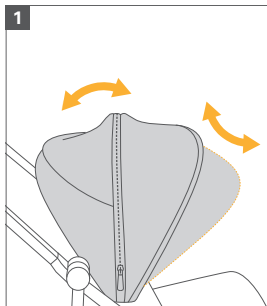


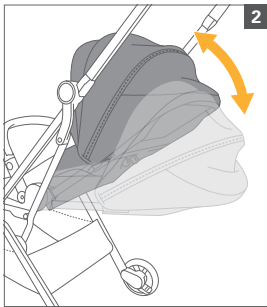
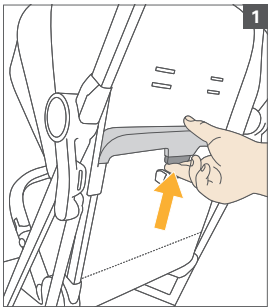
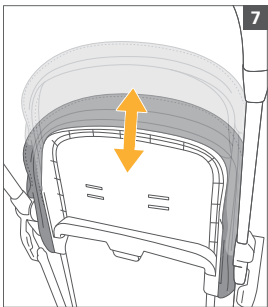


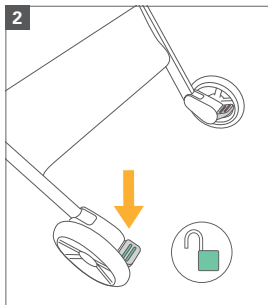
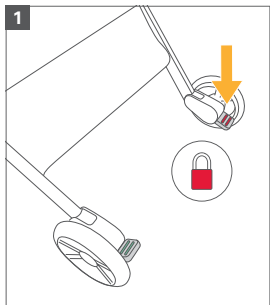
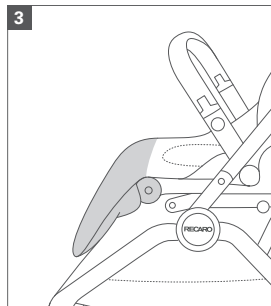
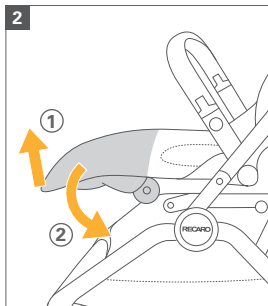
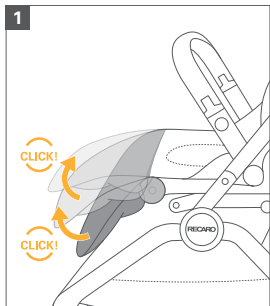


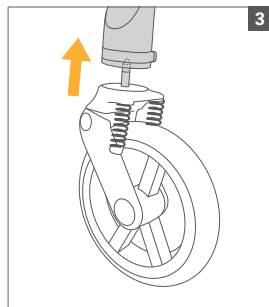
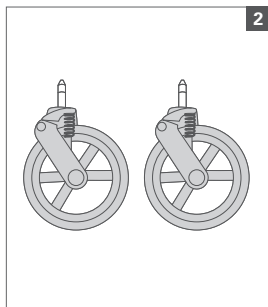
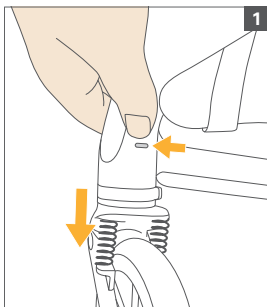
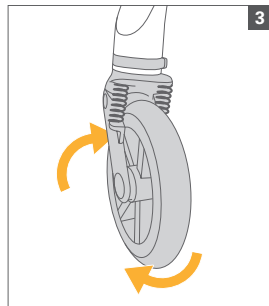
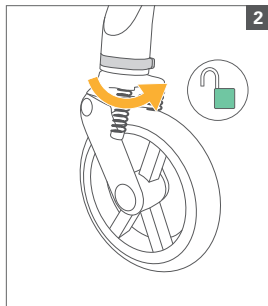
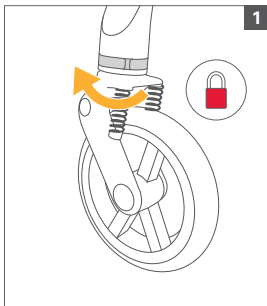


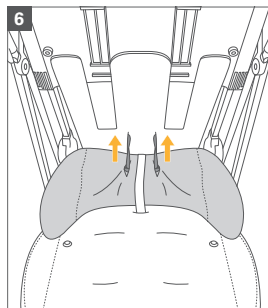
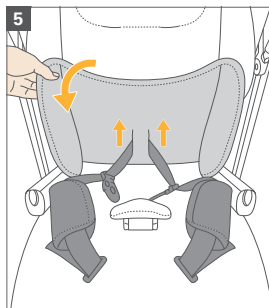
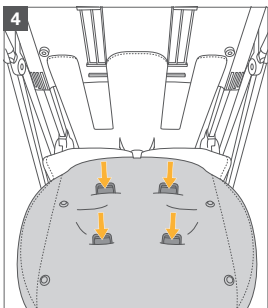
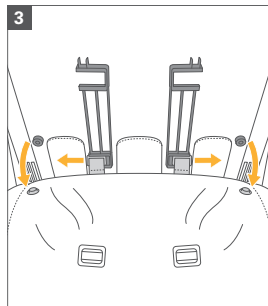
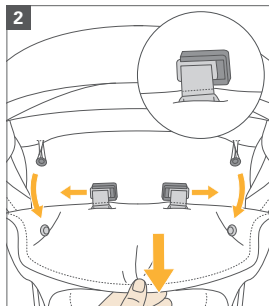
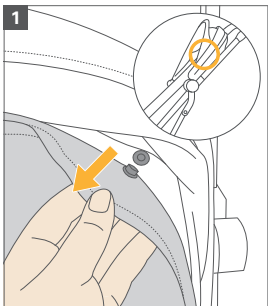


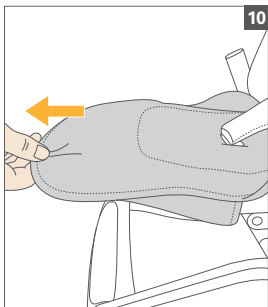
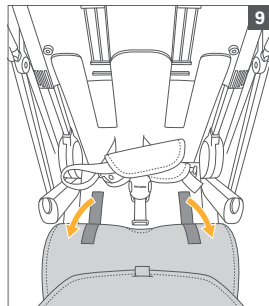
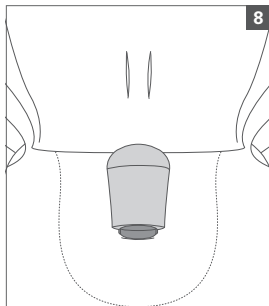
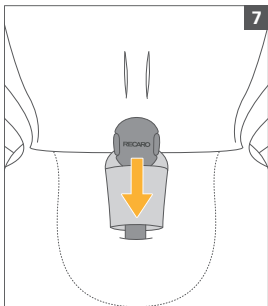












RECARO Kids s.r.l.
Via Niccolò Tommaseo, 68
35131 PADOVA (PD)
ITALY
Phone: +39 02 4546 7740
Mail: info@recaro-kids.com
Web: www.recaro-kids.com